

Welcome to Year One

Miss Fernandes- Pink

Mrs Ram- Orange

Miss Harte - Green

Learning Mentor Bal

Maths

Focus

- Working confidently with numbers up to and including 100
- Developing problem solving strategies
- The importance of maths vocabulary and reasoning
- The importance of recognising pattern
- Looking for real life opportunities to use our developing maths skills to solve problems


Counting to 20 and beyond

What number comes after 13?



What number comes before 11?

Start with 7 and count on to 13.

What numbers are between 11 and 17?



Place Value



24



Addition Strategies

Number bonds to 10

Doubles and near doubles


Big number first and count
on

Shopping





| | | | | | | | | | |
|----|----|----|----|----|----|----|----|----|-----|
| 1 | 2 | 3 | 4 | 5 | 6 | 7 | 8 | 9 | 10 |
| 11 | 12 | 13 | 14 | 15 | 16 | 17 | 18 | 19 | 20 |
| 21 | 22 | 23 | 24 | 25 | 26 | 27 | 28 | 29 | 30 |
| 31 | 32 | 33 | 34 | 35 | 36 | 37 | 38 | 39 | 40 |
| 41 | 42 | 43 | 44 | 45 | 46 | 47 | 48 | 49 | 50 |
| 51 | 52 | 53 | 54 | 55 | 56 | 57 | 58 | 59 | 60 |
| 61 | 62 | 63 | 64 | 65 | 66 | 67 | 68 | 69 | 70 |
| 71 | 72 | 73 | 74 | 75 | 76 | 77 | 78 | 79 | 80 |
| 81 | 82 | 83 | 84 | 85 | 86 | 87 | 88 | 89 | 90 |
| 91 | 92 | 93 | 94 | 95 | 96 | 97 | 98 | 99 | 100 |

Subtraction



$$8 - 2 = 6$$


Addition



Division



Multiplication



$$2 \times 3 = 6$$



$$4 \times 3 = 12$$



$$6 \times 2 = 12$$



$$2 \times 4 = 8$$

Open ended questions

Which is our favourite ice cream flavour?
How could we find out?

How many ways can you put 13 buttons in two boxes?

How many different ways can you order 4 different coloured counters?

How many dominoes have an odd total of spots?

Solve problems in everyday life

Do we have enough cups for everyone? How many more do we need?

Can we share out these cakes fairly? How should we do it? Will there be any left over?

How should we plant the daffodil bulbs in these 3 pots?

Maths Games

- Snakes and Ladders
- Bingo
- Guess My Number
- Biggest Number Wins
- Dominoes

Maths should be about...

Having fun

Solving problems

Talking

Building
confidence

Literacy



How they are taught

- Different classes.
- This will ensure appropriate teaching at the right level.
- Assessed every half term to ensure they are on the correct level



Writing

- Not just RWI but will be using it across all areas of the curriculum.
- We create opportunities within our topics to encourage children to express themselves and their ideas through writing.
- Handwriting and letter formation

Other strategies

- Picture clues
- Read on for the context and go back
- Repetition in the text
- Explaining vocabulary
- Looking for words inside words such as together has 'the' and 'to'

Phonics Screening Check

- Statutory requirement- all children must participate in the check in June.
- We will be preparing for this check throughout the year.
- Children will decode real and nonsense words using phonics strategies- please practice these using the RWI books sent home.
- As you are aware there are many different strategies children use to read and we will continue to develop all these strategies.
- Nearer the time, there will be a meeting about

What goes home

- Black reading folder. Please write the title and sign.
- Read Write Inc books will go home every 3 or 5 days.
- Additional vocabulary such as common exception words (as and when necessary)
- Book banded books (when child has reached appropriate level) to be read each night and changed in class by the child.

Please be on time

- In Year One the children may be asked to complete a morning challenge and it is essential that they are on time so they can complete the challenge.



Computing

Log in and log off safely.
 Save pieces of work in purple mash.
 Change a piece of work by adding a picture in purple mash.

PSHCE

Be Kind: Know positive changes they can make to improve health and well being.
 Talk about changes e.g. moving house, new class.
 Describe how to keep safe. online (using an avatar).

R.E

Identify some features of Islam including the importance of the Quran.
 Learn about changes around Harvest time: special foods and their importance.

Art - Self portraits

Explore how bodies and faces change and how they are portrayed in art.
 Look at the work of an artist and see how their work has changed.

Science - Seasons and Trees

Describe how weather changes as the season changes.
 Identify, name and compare evergreen trees and deciduous trees and how they change.

PE

Get Set Fundamentals
 Get Set Net and wall

English

Organise and sequence a set of instructions.
 Write instructions using first, next, etc.

Design Technology

Investigate how to make changes to structures making them stronger, stiffer and more stable.

Music - Hey you

Explore how pulse, rhythm and pitch change to create a piece of music.

LINKED TEXTS: The Crayon Man, The Big Ideas of Buster, Ada Twist: Scientist, Magic Grandad, The Transformers, Mario, Minecraft, fact books about technology .

Changes Autumn 1

History

Recognising changes to technology over time.
 Learn about a significant individual from Black History.

Launch

Spot the change.

Curriculum drivers

Emotional Awareness

Talk about how to look after technology at home and in school .
 Talk about how to share with friends.
 Learn to share special foods and experiences

Real Life Experience

Share the technology we have.
 Hands on experience with some technology from the past.

Community

Sharing games and food
 Completing tasks as part of a team
 Joining the KS1 community at Cardinal Road

Home Activities To support this topic you could:

Make a seasonal picture using leaves and cones, acorns, conkers etc...

Ask someone at home to tell you all about their technology that they had or did not have when they were young.

Draw a portrait of a family member or friend.


Visit the National Portrait Gallery in London.

School visits

- Public transport
- Church visit
- Walk to local areas
- Mosque visit
- Museum visit

Cardinal Road Infant and Nursery School Assertive Mentoring: FS + KS1

| | | | | | | | |
|---------------------------------|--|--------------|--|-------|--|-----------|--|
| Name: | | Year: | | Date: | | Mentor: | |
| Pupil Premium | | Intervention | | SEN | | Statement | |
| Additional support/intervention | | | | | | | |




| Attainment | FS Result | Start Y1 | Year 1 Target | Start Y2 | Year 2 Target |
|-------------|---------------|-------------|---------------|----------|---------------|
| Expectation | ELG SECURE | W SECURE | 1 SECURE | 1 SECURE | 2 SECURE |
| Writing | | | | | |
| Reading | | | | | |
| Numeracy | | | | | |

| Achievement: | Autumn Term | Spring Term | Summer Term |
|----------------------------------|----------------------|----------------------|-------------|
| Writing | | | |
| Reading | | | |
| Numeracy | | | |
| Attainment: medium-term targets: | | | |
| Autumn Term Writing: | Spring Term Writing: | Summer Term Writing: | |
| Mathematics: | Mathematics: | Mathematics: | |

| Attitude | Aut 1 | Aut 2 | Spring | Summer |
|-------------------|--------------|--------------|--------|--------|
| Attendance | | | | |
| Behaviour | | | | |
| Effort | | | | |
| Homework | | | | |
| Uniform | | | | |
| Attitude Targets: | | | | |
| Autumn Term: | Spring Term: | Summer Term: | | |

Homework

| <u>Task</u> | <u>How often?</u> | <u>Additional notes</u> |
|--|--|--|
| Read Write Inc book | Either <u>every 3 days</u> or <u>every 5 days</u> | <i>Phonic based.</i> Book has been read in class so your child should be confident reading to you. |
| Book banded book | As often as possible | This book will have more high frequency words which are not always phonetically decodable. Please support your child with new words. |
| Spellings | Once a week (from half term) | Children will have 5 words that they need to practise and they will be tested in class. Results will be sent home each week. |
| <u>Pearson online challenges</u> <ul style="list-style-type: none"> • Maths activity • Reading activity with comprehension | Once a week (start date TBC) <small>There will be a meeting later in the year to give parents more information.</small> | Children will be sent home website and log in details and they will be set activities to complete each week. |
| Topic based project | When appropriate (roughly once a half term) | These are generally set over the holiday and give children an opportunity to be creative. Examples can include posters, artwork or photos. The children will then share these with their classmates. |



Username

Password

[Forgotten password?](#)

9sj6

Log in

[Will it work on my computer?](#)

General Notices

- Library books will go home after half term
- **Names. Names. Names.**
- **PE Days**
 - Green – Tuesday & Wednesday
 - Orange – Monday & Thursday
 - Pink – Thursday & Friday

We are a 'Healthy School'

- This means NO cakes or sweets for birthdays
- No juice in bottle!
- Children to drink water at school.
- No nuts or kiwi fruit allowed in school. As we have children with severe food allergies. This includes nutella spread in sandwiches.

Important things to remember

Reading mornings will hopefully resume soon.

Please ensure school has your correct phone number, email address and an emergency contact.

Please **label** all belongings.

Encourage your child to practice changing for PE.

Looking for Friends

- Parent Association are always looking for new members. Please speak to your Class Teacher or Mrs Osei (Deputy Head Teacher) if you are interested.

Thank-you for coming

Please feel free to ask any questions you may have