



Parent Meeting Introduction to Read Write Inc.


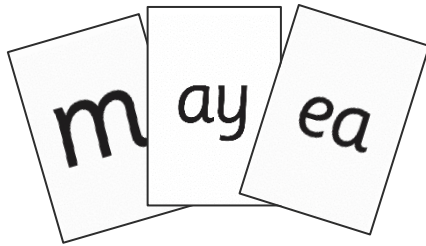


Teach a child to read and keep that child reading and we will change everything.


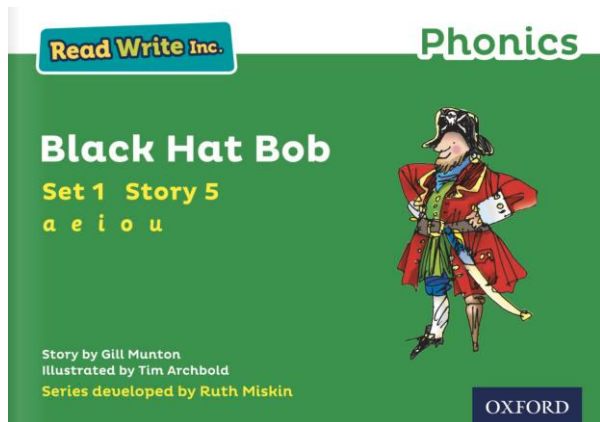
And I mean everything.

Jeanette Winterson

Read Write Inc. Phonics daily lessons



Who is Read Write Inc. for?



Lost in the sand

- 1 Egypt, 2000 BCE – Menna
I am a servant to a rich man.
I fix. I chop. I mend.
"Fetch a drink of milk, Menna!" he yells.
- 2 I grab a big bronze pot.
It is a long trek to get the milk.
The pot is big and the sun is hot.
I sit to have a rest. I put the pot
in the soft sand.
- 3 Just then, the wind whips up.
The sand lifts and spins.
I jump up and dash in.
The bronze pot is left in the sand.
- 4 When I go back to check,
the bronze pot is hidden.
I dig and dig in the sand ... but no bronze pot.



Progress groups

Group children by phonic stages.

Teach to the group's challenge level.

Re-assess all children every half term.

Group children by their progress in word reading and fluency.

What is phonics?

Sounds (graphemes)

m	a	t
---	---	---

mat

sh	i	p
----	---	---

ship

Speed Sounds Set 1

Consonant sounds – stretchy

f	l	m	n	r	s	v	z	sh	th	ng
										nk

Consonant sounds – bouncy

b	c	d	g	h	j	p	qu	t	w	x	y	ch
	k											

Vowel sounds – bouncy

a	e	i	o	u	ay	ee	igh	ow
---	---	---	---	---	----	----	-----	----

Vowel sounds – stretchy

Vowel sounds – stretchy

oo	oo	ar	or	air	ir	ou	oy
----	----	----	----	-----	----	----	----

Pure Sounds (ruthmiskin.com)



Speed Sounds Set 2

Consonant sounds – stretchy

f	l	m	n	r	s	v	z	sh	th	ng
										nk

Consonant sounds – bouncy

b	c	d	g	h	j	p	qu	t	w	x	y	ch
	k											

Vowel sounds – bouncy

a	e	i	o	u	ay	ee	igh	ow
---	---	---	---	---	----	----	-----	----

Vowel sounds – stretchy

Vowel sounds – stretchy

oo	oo	ar	or	air	ir	ou	oy
----	----	----	----	-----	----	----	----

Writing with the simple code

Write a wanted poster

Wanted:
Red Hat Rob



Hee has a red hat.
Hee has a blue jacket.
Hee has a I Patch.
Hee is food. Hee has a
fether in his hat.
Hee is vishous. Hee has
a sword. Hee has a
a big fee fas. Hee sor
a cash box and
wantd to get it.



Speed Sounds Set 3

Consonant sounds

f	l	m	n	r	s	v	z	sh	th	ng
ff	ll	mm	nn	rr	ss	ve	zz	ti		nk
ph	le	mb	kn	wr	se		s	ci		
					c		se			
					ce					

b	c	d	g	h	j	p	qu	t	w	x	y	ch
bb	k	dd	gg		j	pp		tt	wh			tch
	ck				g							
	ch				ge							
					dge							

Vowel sounds









a	e	i	o	u	ay	ee	igh	ow
	ea				<u>a-e</u>	<u>e-e</u>	<u>i-e</u>	<u>o-e</u>
					ai	y	ie	oa
						ea	i	o
						e	y	

oo	oo	ar	or	air	ir	ou	oy	ire	ear	ure
<u>u-e</u>			oor	are	ur	ow	oi			
ue			ore		er					
ew			aw							
			au							

Make friends with Fred!



Set 1 Speed Sounds

Sound	Say the sound		Read the sound	Review the sounds	Write the letter		Speed write	Fred Talk (oral)
s (stretchy - see p.34)	 <p>Keep your teeth together and hiss</p>	 <p>Use Picture Sound Cards: ssssnake, ssssnail, sssspider, ssssun</p>	 <p>Draw the snake on the board, then write s next to it.</p>	 <p>Spot the new sound in the pack</p>			 <p>Select 3 sounds you have taught children so far.</p>	 <p>s-a-dsad s-a-t sat s-i-t sit</p>

Virtual Classroom films

The more they practise using these films, the quicker they'll learn to read.



fun

. . .



Virtual Classroom



Teach spelling using Fred Fingers



Three reads

1. Read every word **accurately**.
2. Read more words **'at a glance'**.
3. Read the whole story accurately, fluently and with a **storyteller's voice**.



'Special Friends', 'Fred Talk'

1.6

ship

"Get off **my** ship!" **said** Black Hat Bob.

"**No,**" **said** Red Hat Rob.

"**I** will not."



Red Words

I

said

This is Red Hat Rob.



“I will grab that cash box,” he said.

My Reading and Writing Kit





At five years old:

Never read to - 4,622 words

1-2 times a week - 63,570 words

3-5 times a week - 169,520 words

Daily - 296,600 words

Five books a day - 1,483,300 words

Science Daily (2019)

<https://www.sciencedaily.com/releases/2019/04/190404074947.htm>

Talk with children

Cooking:

ingredients, heavy, light, knead, yeast, dough, temperature, moisture, creamy, whisk...

Walks:

narrow, wide, curved, symmetrical, mottled, speckled, spiky, sharp, thorn...

Choose the best stories for your storytime

Old and gold



New and bold



Engagement: love each story

Share your love and enthusiasm for the story.

What can I do?

1. Use pure sounds rather than letter names.
2. Use Fred Talk to help your child to read and spell words.
3. Listen to your child read their Storybook every day.
4. Watch the Virtual Classroom films together.
5. Read stories to your child every day.

Online resources available

Ruth Miskin Families Page:

<https://www.ruthmiskin.com/parentsandcarers/>

Ruth Miskin Facebook:

<https://www.facebook.com/miskin.education>

Free e-books for home reading:

<http://www.oxfordowl.co.uk/Reading/>

Parents carers and families webpage

