



Reception Curriculum Meeting




Early Years Curriculum

- Statutory framework for the early years foundation stage
- 7 areas of learning and development
- Play based - 'Play is essential for children's development, building their confidence as they learn to explore, relate to others, set their own goals and solve problems. Children learn by leading their own play, and by taking part in play which is guided by adults'

(Statutory framework - 1.14)

Early Years Curriculum

- 2 non-statutory curriculum guidance
 - Development Matters 2021
 - Birth to 5 Matters



- What to expect in the Early Years Foundation Stage: a guide for parents



We will provide experiences & support to help your child to...

- Be positive and respect others.
- Be interested, excited and motivated to learn.
- Be confident and form good relationships with adults and peers.
- In reception we will build on each child's diverse experiences to ensure that they acquire the basic skills they need to lay the foundations for their future schooling....

Literacy

- Importance of bedtime story.




Literacy

- Read Write Inc - Our school Phonics programme.



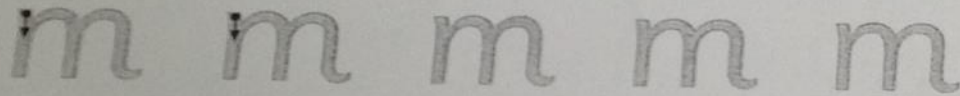
Literacy

- Phonics worksheets will come home every **Friday** and the finished homework will need to be handed in or uploaded to Tapestry by the following **Wednesday**.
- Your child will learn 4/5 new sounds each week.
- Handwriting - ensure correct formation.

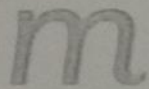



Practise handwriting

Maisie, mountain, mountain



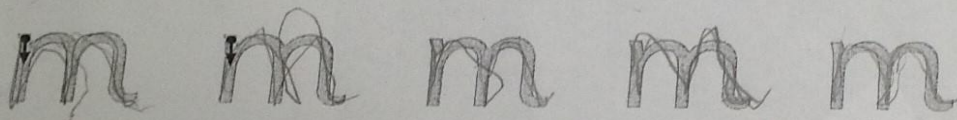
Practise sound-writing



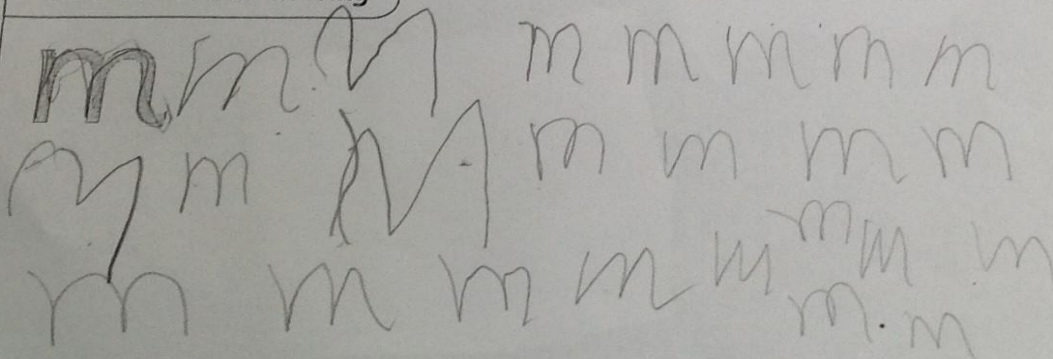


Practise handwriting

Maisie, mōuntain, mountain



Practise sound-writing



Mason



Mango

m



Mouth



Motor Bike



Marigold

Book Bags

- Please ensure your child brings their book bag to school every day.
- Please check your child's book bag every night for letters and information.
- Starting on **Monday 25th September** your child will choose a fiction or non-fiction book to bring home and share with you. These books will be changed every **Monday** and **Friday**. The book will be your child's choice.

Cardinal Road Nursery and Infant School

Book Bags

- All children at Cardinal Road need a book bag. This should be a school book bag with the school logo on it, or if moving from another school, a similar size and shape book bag. Alternative bags are not appropriate as they are often too bulky, or the wrong size and shape to fit into our lockers and our book bag boxes in the classroom. In particular, rucksack type bags are not suitable to be used as book bags.
- Book bags need to have your child's name written on clearly and no other keyrings, toys or other items attached to it. Please do not put drink bottles into book bags as they can leak and then damage the books inside.
- If you have any problems purchasing a school book bag please talk to your child's teacher.
- Thank you for supporting this request. We need to utilise all available space as effectively as we can.



Literacy

Ways to help your child learn to read

- Handout in pack. Handouts will be sent home, in your child's book bag, on **Monday 25th September.**
- The handouts are also available on the school website.



Expectation for Literacy at the end of Reception

Comprehension Early Learning Goal

Children at the expected level of development will:

- Demonstrate understanding of what has been read to them by retelling stories and narratives using their own words and recently introduced vocabulary;
- Anticipate - where appropriate - key events in stories;
- Use and understand recently introduced vocabulary during discussions about stories, non-fiction, rhymes and poems and during role-play.

Expectation for Literacy at the end of Reception

Word Reading Early Learning Goal

Children at the expected level of development will:

- Say a sound for each letter in the alphabet and at least 10 digraphs;
- Read words consistent with their phonic knowledge by sound-blending;
- Read aloud simple sentences and books that are consistent with their phonic knowledge, including some common exception words.

Reading

"Stop!" **said** Pug Dog.

"That is a lot **of** fish!

You will pop, Fat Cat."



06.09.2015

Expectation for Literacy at the end of Reception

Writing Early Learning Goal

Children at the expected level of development will:

- Write recognisable letters, most of which are correctly formed;
- Spell words by identifying sounds in them and representing the sounds with a letter or letters;
- Write simple phrases and sentences that can be read by others.

Writing

My scooter
is fast

My scooter has
weath^{er} ~~weath~~ it has
a ~~hat~~ ^{helmet}

My scooter has
a wheel

06.09.2015

0



Numeracy



5

1

Numeracy all around us

6

2

Vocabulary - Handout

7

3

Ways to help your child

8

4



9

Numeracy all around us

Wealth of maths at home and in our environment.

- Weighing ingredients when cooking.
- Looking at money when shopping.
- Numbers on buses, cars, doors etc

Ways to help your child

Numbers

- Plan a picnic with me and let me decide how many sandwiches and bananas we will need.
- Show me a number before we leave for school. Who can find that number?
- Play number snap or bingo with numbers that we've cut out of a magazine.
- Sing number songs where I have to count backwards like "Five Little Ducks" or "Ten Fat Sausages".

Expectation for Mathematics at the end of Reception

Number Early Learning Goal

Children at the expected level of development will:

- Have a deep understanding of number to 10, including the composition of each number;
- Subitise (recognise quantities without counting) up to 5; eg. recognise that there are 3 pieces of pizza left on a plate.
- Automatically recall (without reference to rhymes, counting or other aids) number bonds up to 5 (including subtraction facts) and some number bonds to 10, including double facts.

Subitising

- Key to helping the children develop number sense - Daily practice
- We want them to begin to visualise patterns - NOT just die patterns!
- Important step before teaching the children to count.
- Information in the handouts - links to YouTube videos

Expectation for Mathematics at the end of Reception

Numerical Patterns Early Learning Goal

Children at the expected level of development will:

- Verbally count beyond 20, recognising the pattern of the counting system;
- Compare quantities up to 10 in different contexts, recognising when one quantity is greater than, less than or the same as the other quantity;
- Explore and represent patterns within numbers up to 10, including evens and odds, double facts and how quantities can be distributed equally.

Ways to help your child

Shape, space and measure


- Let me sort out the pairs of shoes so that they go from small to big.
- Let me make patterns with buttons or lids, like "big, small, big".
- Let me give you instructions for an obstacle course, like "Go under the blanket", "Go through the tunnel" and "Go behind the chair".



Online Learning Journals



Reception will be using an online program called Tapestry to record your child's progress and development.




What is Tapestry?

- Tapestry is a secure online Learning Journal that is used to record photos, observations and comments, in line with the Early Years Foundation Stage curriculum, to build up a record of your child's experiences during their time with us.
- Tapestry allows us to work with parents/carers to share information and record the children's play and learning.

How does Tapestry work?

- Each individual child has their own online Learning Journal.
- As Parents/Carers you have provided the office with an email address which we will use to activate your account. You will receive an email asking you to set a password.
- Staff are given a secure login.



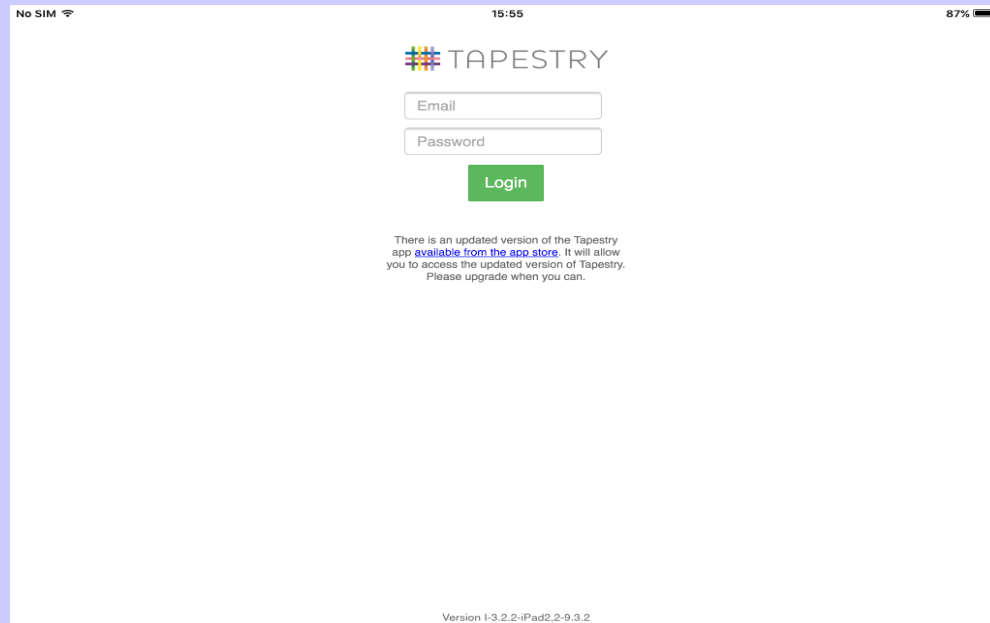
Where do I start?

- Once your account has been activated you can access Tapestry on your computer.
- <https://eylj.org/>
- Login using your email address and the password you created.



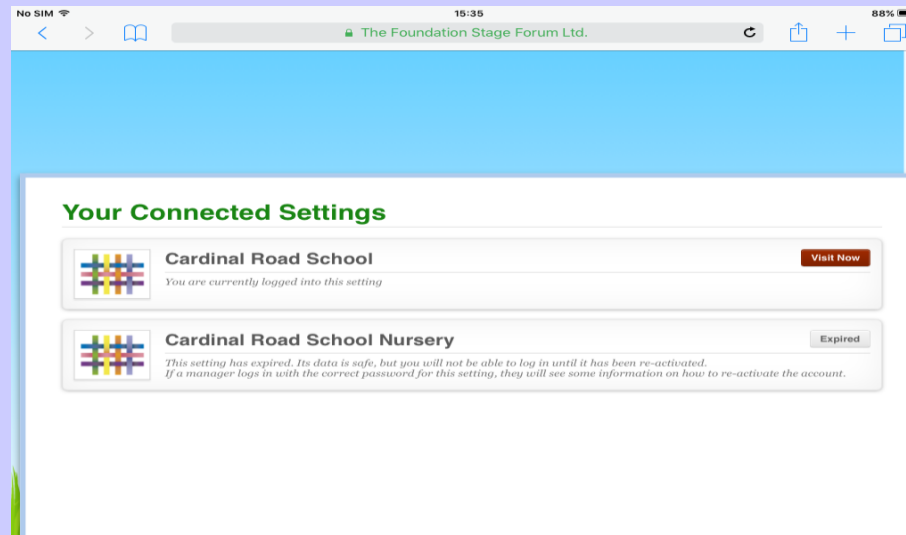
The screenshot shows a mobile browser interface for the Tapestry Online Learning Journal. The browser's address bar displays "The Foundation Stage Forum Ltd." and the time is 15:42. The page features the Tapestry logo, which consists of a grid of colored squares (yellow, green, blue, red) to the left of the text "TAPESTRY ONLINE LEARNING JOURNAL" and the tagline "What is Tapestry?". Below the logo, there is a login form with the following fields: "Location" (pre-filled with "Cardinal Road School" and a "Change location" link), "Email" (an empty text input field), and "Password" (an empty password input field). At the bottom of the form, there is a link for "Having trouble logging in?" and a "Sign In" button.

- I phone or I Pad - Please visit the I Tunes store and download the Tapestry app.
- Android Phone/Tablet - Search for the Tapestry Learning Journal and download.



Who can access Tapestry?

- Parents/Carers can both access Tapestry by providing us with email addresses.
- You can choose to share your log in details with extended family so that they can see your child's Learning Journal.



How can I view my child's Learning Journal?

- Once you login you will see your child's observations on your home screen.
- Observations are displayed in a list format and if you select one of the observations it will open for you to look at it.
- You may add comments in the box at the bottom of the observation if you wish. We love to receive such comments.



1

Drumming work shop

a day ago
Amrita SIHRA (yellow)



3 little pigs crackers

2 months ago
23 Children




The farm

3 months ago
Amrita SIHRA (yellow)



In the garden

3 months ago
Amrita SIHRA (yellow)



2

Bowling with Daddy

3 months ago
Amrita SIHRA (yellow)



Expectations for Tapestry

- New government guidance

'When assessing whether an individual child is at the expected level of development, practitioners should draw on their knowledge of the child and their own expert professional judgement and should not be required to prove this through collection of physical evidence'

(Statutory framework - 2.2)


- We will be recording 'WOW' moments for your child.
- Our priority is to ensure that high quality interactions take place and that all adults spend time supporting your child's language development.

What can you do?

- Check weekly for any staff uploads, detailing any new learning experiences.

Wow independent name

Added on 13 Oct 2015 09:27 PM



Notes

Wow! Laurence wrote his name without a name card having practised a lot with the card this morning. So close Laurence!

- Please be aware that there will often be other children in photos/video observations of your child. Please do not share these on social media.
- If you have any difficulty accessing Tapestry please speak to us and we will do our best to help you.

Activities at home

- Homework activity grids will be uploaded to Tapestry every half term, starting after the **October** half term.
- You will need to choose an activity each week to share with your child. Please enter any work into your child's **red** homework book or upload the evidence of your child's learning onto Tapestry by **Wednesday** each week.

Activities at home

PSED - I am good at

Take a photo/video and upload onto Tapestry/draw a picture of activities that you enjoy outside of school. E.g. singing at home, planting in your garden, drawing etc. Ask your child to explain why they like the activity and what they have learnt to develop their skills. Please can you write down exactly what your child says.

Date completed - _____

Uploaded to Tapestry - Yes/No

Literacy - Shopping list

Ask your child to write a shopping list for you, using their known Fred sounds. (We do not expect perfect spelling as phonic sounds will be used. This could be initial sounds or any sounds heard in the word. Eg. m k - milk, bd - bread) Please ask your child to read their list back to you and you can write what they say underneath their writing.

Date completed - _____

Uploaded to Tapestry - Yes/No

UW - People and Communities

Take photos and upload onto Tapestry/draw pictures of special family celebrations that you enjoy throughout the year. Talk to your child about special times, special food, special clothes, people you celebrate with. Please can you write exactly what your child says or encourage them to label their photos/pictures, using their known Fred sounds.

Date completed - _____

Uploaded to Tapestry - Yes/No

Celebrations

UW - Where do you live?

Take a photo and upload onto Tapestry/draw a picture of where you live. Talk to your child about their door number and what is near to their home. Can you help your child to learn their home address to keep themselves safe?

Date completed - _____

Uploaded to Tapestry - Yes/No

Numeracy - Shapes in the environment.

Take photos and upload onto Tapestry/draw pictures of shapes that your child notices around them. Can your child name the shapes and describe their sides and corners? Please write exactly what your child says about the shapes they find with you.


Date completed - _____

Uploaded to Tapestry - Yes/No

Please choose one activity per week and include the title when you upload it onto Tapestry. Please can you upload the homework onto Tapestry by the Wednesday of each week. If you are having difficulty accessing Tapestry please can you speak to your child's class teacher. If you prefer, you can use this **red book** for your child's homework. Please choose either Tapestry OR the red book. We will collect this on a Wednesday as well and return on a Friday. Thank you.

General Information


Attendance and Punctuality



Name, name, name!!!!!!!!!!!!



Named **Water** bottles (No Juice!)



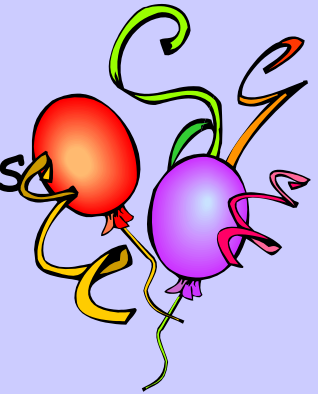

Ways to improve fine motor control



General Information

Healthy Schools Policy

- Lunch boxes - No chocolate spread/peanut butter in sandwiches or any nut products please
- Birthdays/celebrations- (Invitations)
- Parent Notice Boards - outside each classroom. Important notices on classroom windows.
- Nut Free School



General Information

PE

- P.E. kits in school
- No earrings. Please remove on PE days
- Opportunity to practice dressing
- Velcro straps on shoes/trainers
- Jumpers - Big enough to allow your child to remove unaided
- Trainers with velcro- No plimsolls



Parent Help and Support

- Reception classes will be asking for a voluntary contribution of £3 each term. This money will enable the children to participate in practical activities such as cooking and planting etc whilst at school.

Passwords

- Please can you ensure that you have provided us with a password in the event that you require someone different to collect your child from school. If the password is not given we will endeavor to contact you to obtain permission. We cannot send your child home until permission has been granted.
- Thank you very much for coming.