

Tapestry

Friday 5th October 2018




TAPESTRY
ONLINE LEARNING
JOURNAL

What is Tapestry?

- Tapestry is a secure online Learning Journal that is used to record photos, observations and comments, in line with the Early Years Foundation Stage curriculum, to build up a record of your child's experiences during their time with us.
- Tapestry allows us to work with parents/carers to share information and record the children's play and learning.

How does Tapestry work?

- Each individual child has their own online Learning Journal.
- As Parents/Carers you have provided the office with an email address which we will use to activate your account. You will receive an email asking you to set a password.
- Staff are given a secure login.

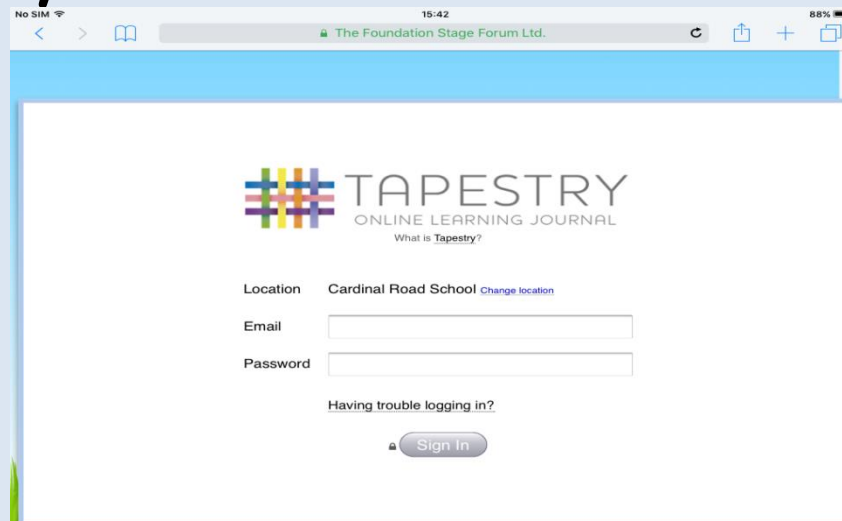


Where do I start?

- Once your account has been activated you can access Tapestry on your computer.

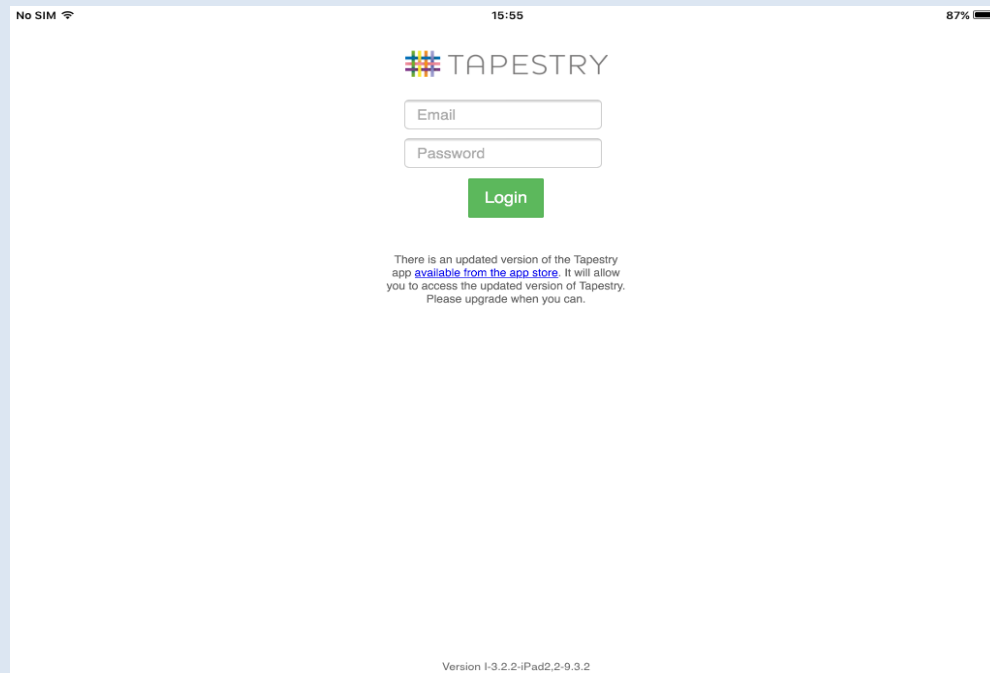
<https://eylj.org/>

- Login using your email address and the password you created.



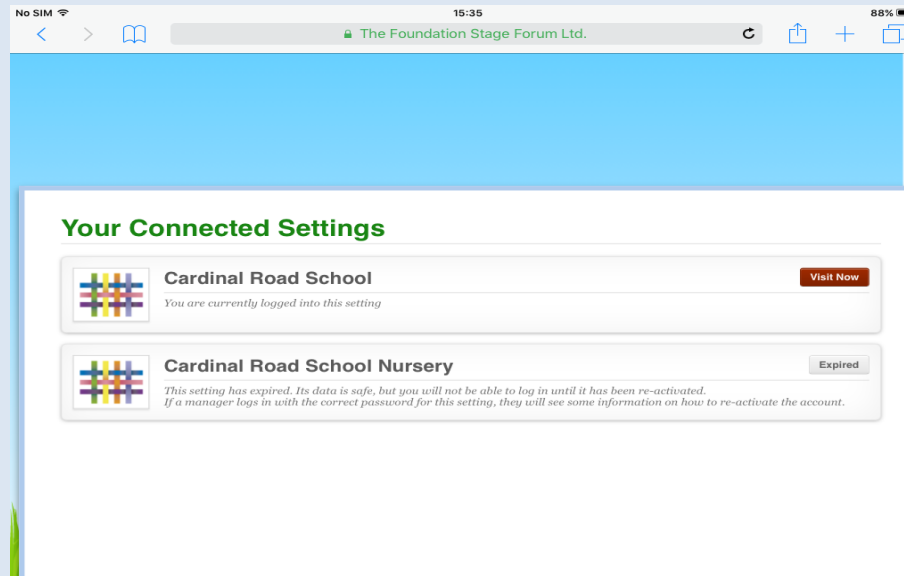
The screenshot shows a mobile browser interface for the Tapestry Online Learning Journal. The browser's address bar displays "The Foundation Stage Forum Ltd." and the time is 15:42. The page features the Tapestry logo, which consists of a grid of colored squares. Below the logo, the text reads "TAPESTRY ONLINE LEARNING JOURNAL" and "What is Tapestry?". The login form includes a "Location" field with the value "Cardinal Road School" and a "Change location" link. There are input fields for "Email" and "Password". A link for "Having trouble logging in?" is positioned above a "Sign In" button.

- I phone or I Pad - Please visit the I Tunes store and download the Tapestry app.
- Android Phone/Tablet - Search for the Tapestry Learning Journal and download.



Who can access Tapestry?

- Parents/Carers can both access Tapestry by providing us with email addresses.
- You can choose to share your log in details with extended family so that they can see your child's Learning Journal.



How can I view my child's Learning Journal?

- Once you login you will see your child's observations on your home screen.
- Observations are displayed in a list format and if you select one of the observations it will open for you to look at it.
- You may add comments in the box at the bottom of the observation if you wish. We love to receive such comments.



1

Drumming work shop

a day ago
Amrita SIHRA (yellow)



3 little pigs crackers

2 months ago
23 Children




The farm

3 months ago
Amrita SIHRA (yellow)



In the garden

3 months ago
Amrita SIHRA (yellow)



2

Bowling with Daddy

3 months ago
Amrita SIHRA (yellow)




What can you do?

- Check weekly for any staff uploads, detailing any new learning experiences.

Wow independent name

Added on 13 Oct 2015 09:27 PM



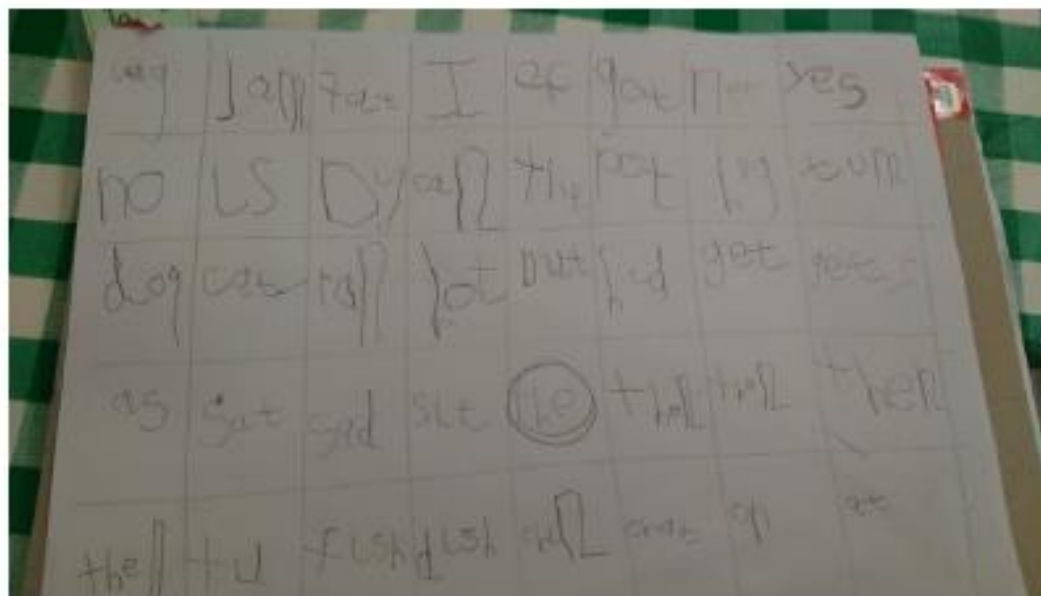
Notes

Wow! Laurence wrote his name without a name card having practised a lot with the card this morning. So close Laurence!

- Share 'Wow' moments of learning that happen outside school. Please explain why you have uploaded a photo and tell us what your child said and did. Observations containing 'child speak' are very informative.
- Not just 'nice' photos!

Writing.

Added on 12 Jan 2016 08:26 AM



Notes

Laurence wrote all these words... I just said the word and he wrote it. He also said that many of those words were already in his brain box!!

- Please be aware that there will often be other children in photos/video observations of your child.
- If you have any difficulty accessing Tapestry please speak to us and we will do our best to help you.
- Thank you for coming.